

# #iGIVECATHOLIC

## It's Time to Begin Registering Your Organization for #iGiveCatholic 2021!

**NOTE: FOR NEW #iGIVECATHOLIC ORGANIZATIONS**

Happy Monday!

We are excited to announce your organization can now apply for participation with the Advancement Foundation in the #iGiveCatholic Giving Day on #GivingTuesday, November 30, 2021, with the Advanced Giving Day Phase opening for donations beginning at 12:00 am on Monday, November 15.

Your organization will first apply to participate in the Giving Day, and the steps are outlined below. **NOTE: You will also receive emails from the GiveGab (our platform provider) and the #iGiveCatholic team about your organization's application status throughout the registration process.** You can view a support article on the process of registering/applying for participation titled "*How do I register for #iGiveCatholic 2021?*" [HERE](#).

To apply and begin the registration process, please follow the steps below:

1. Click the link below, or navigate to our arch/diocesan/foundation landing page on the [igivecatholic.org](http://igivecatholic.org) website.

[CLICK  
HERE](#)

2. Click on the "Apply Now" button as shown in the example below:



# #iGIVECATHOLIC

3. Since your organization is new to participate in #iGiveCatholic, you will need to create a new organization, and you begin that process by first searching for your ministry (ensures no one else has already registered your organization) and clicking Search. If your ministry doesn't appear, click "Add My Ministry" as shown below.



Find Your Ministry  
and participate in #iGiveCatholic

the

SEARCH

You can search by ministry name or EIN (Employer Identification Number)



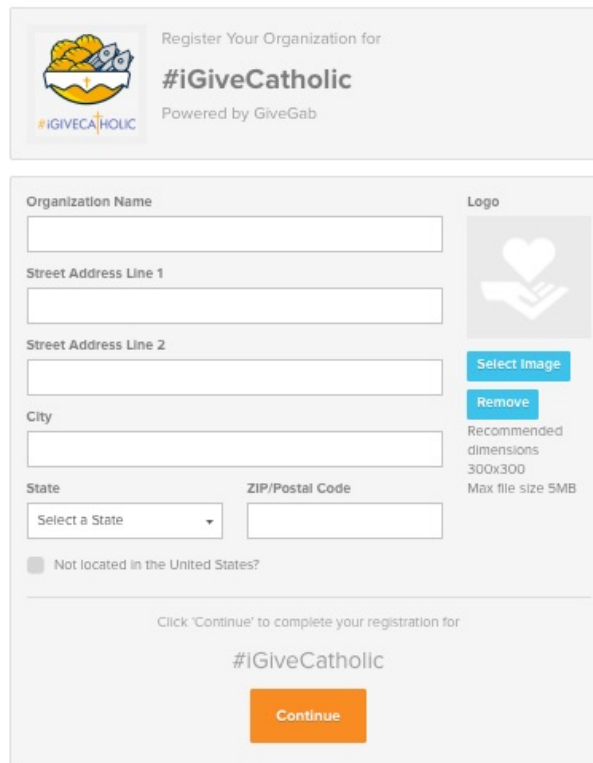
No ministries match your search criteria.



Don't see your ministry listed?  
You can create a ministry by clicking the button below.

ADD MY MINISTRY

4. Then complete the organization information such as name, address, etc., and answer the application survey questions (see two screen shots below). Once you have completed these, click "Register" at the bottom of the second screen.



Register Your Organization for  
**#iGiveCatholic**  
Powered by GiveGab

Organization Name

Street Address Line 1

Street Address Line 2

City

State

ZIP/Postal Code

Logo

Select Image

Remove

Recommended dimensions  
300x300  
Max file size 5MB


Not located in the United States?

Click 'Continue' to complete your registration for  
**#iGiveCatholic**

Continue

GiveGab

# #iGIVECATHOLIC

 Register Your Organization for  
**#iGiveCatholic**  
Powered by GiveGab

Welcome to Registration for #iGiveCatholic 2021! Please complete the registration application form below, and use the blue chat bubble if you have any questions. The Terms of Service for #iGiveCatholic are [here](#).

1. What category best describes your organisation? \*  
Please select one choice

[Please select one option below]

2. I agree to the Terms of Service (See link above.) \*  
Please select all that apply

Yes, I agree

3. What is your phone number? (This is in case your arch/diocese/foundation point person has questions.)

[Please enter your phone number]

4. Including this year, how many years has your organisation participated in #iGiveCatholic?  
Please select one choice

[Please select one option below]

5. What is your organisation hoping to gain by taking part in the #iGiveCatholic Giving Day?  
Please select all that apply

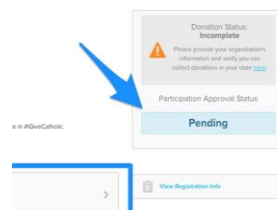
Raise money  
 Raise awareness of our organisation  
 Increase our capacity to raise money online  
 Increase our capacity to use social media  
 Acquire new donors  
 Acquire new social media followers

6. Which of these best practices might your organisation use to boost your success for the #iGiveCatholic Giving Day?  
Please select all that apply

Secure funds for matching gifts  
 Ask key individuals/groups such as board members, parishioners or classrooms to serve as peer-to-peer fundraisers  
 Promote the Giving Day six (6) or more times using various methods to our supporters  
 Include our organisation profile page URL in all our communications

[Register](#)

5. Upon clicking Register, you will be directed to your Admin Dashboard, and your status will appear as “Pending” (see example below) until the Advancement Foundation office reviews and approves all organization applications. The approval process should only take a few business days.



6. While you are waiting for your organization to be approved to participate in #iGiveCatholic 2021, you can add other organization administrators and begin to upload your photos, videos, logo and enter other important information. You can check out our marketing tips and suggestions for creating an impactful profile page by viewing our archived webinars on the [Trainings page](#)!



7. Once your organization has been approved to participate, your dashboard status will change to show an “Approved” status like the example below:



***NOTE: If you have questions or problems at ANY stage of the approval/registration process, the quickest resolution will be for you to click on the blue chat bubble in the bottom-right hand corner of the site/screen and enter your question or issue, or send an email to [questions@igivecatholic.org](mailto:questions@igivecatholic.org). The GiveGab Customer Success Team will be able to assist you and are on call Mon-Fri, 9 am to 5 pm Eastern!***

